



Ansökningsguide

Skapa en ansökan och dokumentera att ni klarar de krav som ger licens för Svanenmärkning.

Introduktion

Den här guiden hjälper dig att skapa en ansökan och dokumentera att ni klarar de krav som ger licens för Svanenmärkning.

- Läs igenom guiden och kriteriedokumentet noggrant innan du börjar skapa ansökan och dokumentera att ni klarar kraven.
- Använd både guiden och kriteriedokumentet när du arbetar med din ansökan.
- När Nordisk Miljömärkning inför nya funktioner kan guiden bli uppdaterad. Kontrollera att du har den senaste versionen på vår webbplats.

Version 2.0

Innehåll

Ansökningsprocessen

Steg 1: Logga in och ändra ditt lösenord.

Steg 2: Skapa er ansökan om licens för Svanenmärkning.

Steg 3: Dokumentera att ni klarar kraven.

Steg 4: Skicka in er ansökan.

Ansökningsprocessen

Så skapar du en ansökan och dokumenterar att ni klarar de krav som ger licens för Svanenmärkning.

1.

Logga in och
ändra ditt
lösenord.

2.

Skapa er ansökan
om licens för
Svanenmärkning

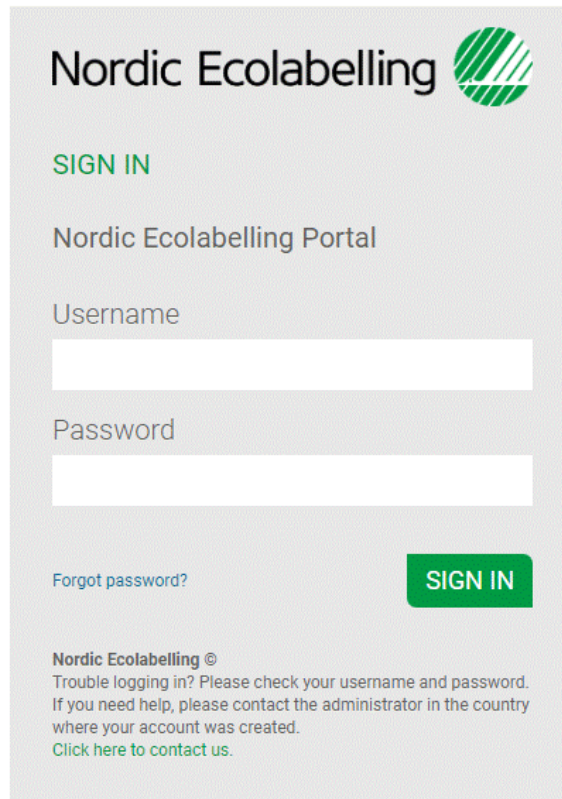
3.


Dokumentera att ni
klarar kraven.

4.

Skicka in
er ansökan.

1. Logga in och ändra ditt lösenord.



Nordic Ecolabelling 

SIGN IN

Nordic Ecolabelling Portal

Username

Password

[Forgot password?](#) **SIGN IN**

Nordic Ecolabelling ©
Trouble logging in? Please check your username and password.
If you need help, please contact the administrator in the country
where your account was created.
[Click here to contact us.](#)

4.3.0.1

Välj antingen Microsoft Edge eller Google Chrome som din webbläsare.



Logga in här:

[Nordic Ecolabelling Portal](#)

Portalens allmänna villkor visas första gången du loggar in.

1. Logga in och ändra ditt lösenord.

Nordic Ecolabelling 
Terms & Conditions

By using the site I accept the following terms and conditions of Nordic Ecolabelling's portal:

- The login credentials are personal and may not be given to another person.
- The login is valid for as long as my company has ongoing applications in the portal or valid ecolabelling licences.
- I understand that I am responsible to ensure the information and the documents I submit in the portal are correct and truthful.
- I am aware that Nordic Ecolabelling may change my password to avoid misuse, and that I will be informed of this immediately.
- Nordic Ecolabelling may withdraw my login credentials if I or my company in any way breach these rules or in some other way misuse the portal in a manner that goes against its purpose.

ACCEPT

REJECT

Viktigt att tänka på!

Använd aldrig Google translate.

Du måste godkänna de allmänna villkoren för att kunna fortsätta.

1. Logga in och ändra ditt lösenord.

APPLICATION ▾ LICENCES ▾ LICENCE PRODUCTS ▾ CONTACTS ▾ BRANDS ▾

Jane Hanson
Clariwood Inc JH

APPLICATION
LICENCES
LICENCE PRODUCTS
CONTACTS
BRANDS

Welcome to Nordic Ecolabelling Portal

Before you get started with your application, please visit The Nordic Ecolabelling website to get guidance on [how to apply](#). Please also select, and click on, your product area on the [Sets of criteria page](#).

On this web page you find the criteria for your product area and necessary guidelines to the application process.

If there is a specific portal guide in your product area, please read it carefully before you start creating the application and document that you meet the requirements.

Keep the guide as a support when working with your application. You can either open it on a second screen, on your mobile, or print it on paper.

If you need help, you are always welcome to contact us.

Terms and conditions and marketing guidelines

[Responsibility of the Primary Licence Contact](#)
[Regulations for the Nordic Ecolabelling of Products](#)
[Fee Regulations for Nordic Swan Ecolabel](#)
[Graphical guidelines and logo files for product packaging and services](#)
[Guidelines for using the Nordic Swan Ecolabel in marketing materials for certified services](#)
[Guidelines for using the Nordic Swan Ecolabel in marketing materials for certified products](#)
[REGULATION \(EC\) No 66/2010 OF THE EUROPEAN PARLIAMENT AND OF THE COUNCIL of 25 November 2009 on the EU Ecolabel with amendments](#)

Visit our websites for more information:

[Ecolabel.dk](#) [Svanemerket.no](#) [Joutsenmerkki.fi](#) [Svanen.se](#) [Svanurinn.is](#)

[Portal terms and conditions](#)

Nordic Ecolabelling

När du har loggat in, läst och godkänt villkoren för portalen och ändrat ditt lösenord visas denna vy.

Här hittar du alla pågående ansökningar för ditt företag.

Du hittar också information om alla licenser, licensprodukter, kontakter och varumärken som är registrerade på ditt företagskonto.

Här finns också villkoren och länkarna till Nordisk Miljömärknings internationella webbplats och alla våra nationella webbplatser.

Ansökningsprocessen

Så skapar du en ansökan och dokumenterar att ni klarar de krav som ger licens för Svanenmärkning.

1.

Logga in och
ändra ditt
lösenord.

2.

Skapa er ansökan
om licens för
Svanenmärkning

3.

Dokumentera att ni
klarar kraven.

4.

Skicka in
er ansökan.

2. Skapa er ansökan om licens för Svanenmärkning.

The screenshot shows the Nordic Ecolabelling Portal. The top navigation bar includes 'APPLICATION', 'LICENCES', 'LICENCE PRODUCTS', 'CONTACTS', and 'BRANDS'. The 'APPLICATION' menu is expanded, showing 'VIEW APPLICATIONS' and 'ADD APPLICATION'. The main content area features a welcome message and a list of links for terms and conditions, including 'Responsibility of the Primary Licence Contact', 'Regulations for the Nordic Ecolabelling of Products', 'Fee Regulations for Nordic Swan Ecolabel', 'Graphical guidelines and logo files for product packaging and services', 'Guidelines for using the Nordic Swan Ecolabel in marketing materials for certified services', 'Guidelines for using the Nordic Swan Ecolabel in marketing materials for certified products', and 'REGULATION (EC) No 66/2010 OF THE EUROPEAN PARLIAMENT AND OF THE COUNCIL of 25 November 2009 on the EU Ecolabel with amendments'. At the bottom, there are links to regional websites: 'Ecolabel.dk', 'Svanemarket.no', 'Joutsenmerkki.fi', 'Svanen.se', and 'Svanurinn.is'. A link for 'Portal terms and conditions' is also present.

Klicka på **Application** och **Add application** för att skapa er ansökan om licens för Svanenmärkning.

2. Skapa er ansökan om licens för Svanenmärkning.

The screenshot shows a web application interface for creating a license application. The top navigation bar includes 'APPLICATION', 'LICENCES', 'LICENCE PRODUCTS', 'CONTACTS', and 'BRANDS'. The user is identified as 'Jane Hansson Clariwood Inc.' with a profile icon 'JH'. The main content area is titled 'Application Information' and contains several fields:

- Applicant ***: A dropdown menu with 'Clariwood Inc.' selected.
- Applicant's Naming of Application**: A text input field.
- Application Type ***: A dropdown menu.
- Certifying Country ***: A dropdown menu.

Below these fields, there is a section for 'Contact Persons in your Company' with a 'Primary Application Contact *' dropdown. At the bottom, there are checkboxes for 'Nordic Ecolabelling Regulations Accepted *' and 'The responsibilities of the PLC'. The 'Application Type' dropdown is highlighted with a red box, and a magnified view of this dropdown is shown to the right, listing 'New', 'Extension', and 'Change' as options.

Ge din ansökan ett namn som är relevant för ert företag.

Klicka på pilarna i listrutan **Application Type** och välj:

1. **New** för att påbörja en ny ansökan.
2. **Extension** för att lägga till en produkt i en licens.
3. **Change** för att göra ändringar i en licens.

2. Create your application request.

The screenshot shows a web application interface for creating an application request. The page title is 'Application Information'. The user is logged in as Jane Hansson, Clariwood Inc. (JH). The form includes several sections:

- Applicant *:** Clariwood Inc.
- Applicant's Naming of Application:** Extension X
- Application Type *:** Extension
- Licence *:** 3031 0105, 5, Clariwood Inc., 031 Furniture and fitments
- Contact Persons in your Company:** Primary Application Contact *
- We Undertake the Regulations by Creating this Request of Application:** Two checkboxes for regulatory compliance.

Red boxes highlight the 'Application Type' dropdown menu and the 'Licence' dropdown menu. The 'Licence' dropdown menu is open, showing a list of options:

- 3031 0105, 4, Clariwood Inc., 031 Furniture and fitments
- 3031 0105, 5, Clariwood Inc., 031 Furniture and fitments**
- 3055 0498, 5, Clariwood Inc., 055 Hotels and other accommodation
- 3055 0499, 4, Clariwood Inc., 055 Hotels and other accommodation
- 3055 0499, 5, Clariwood Inc., 055 Hotels and other accommodation

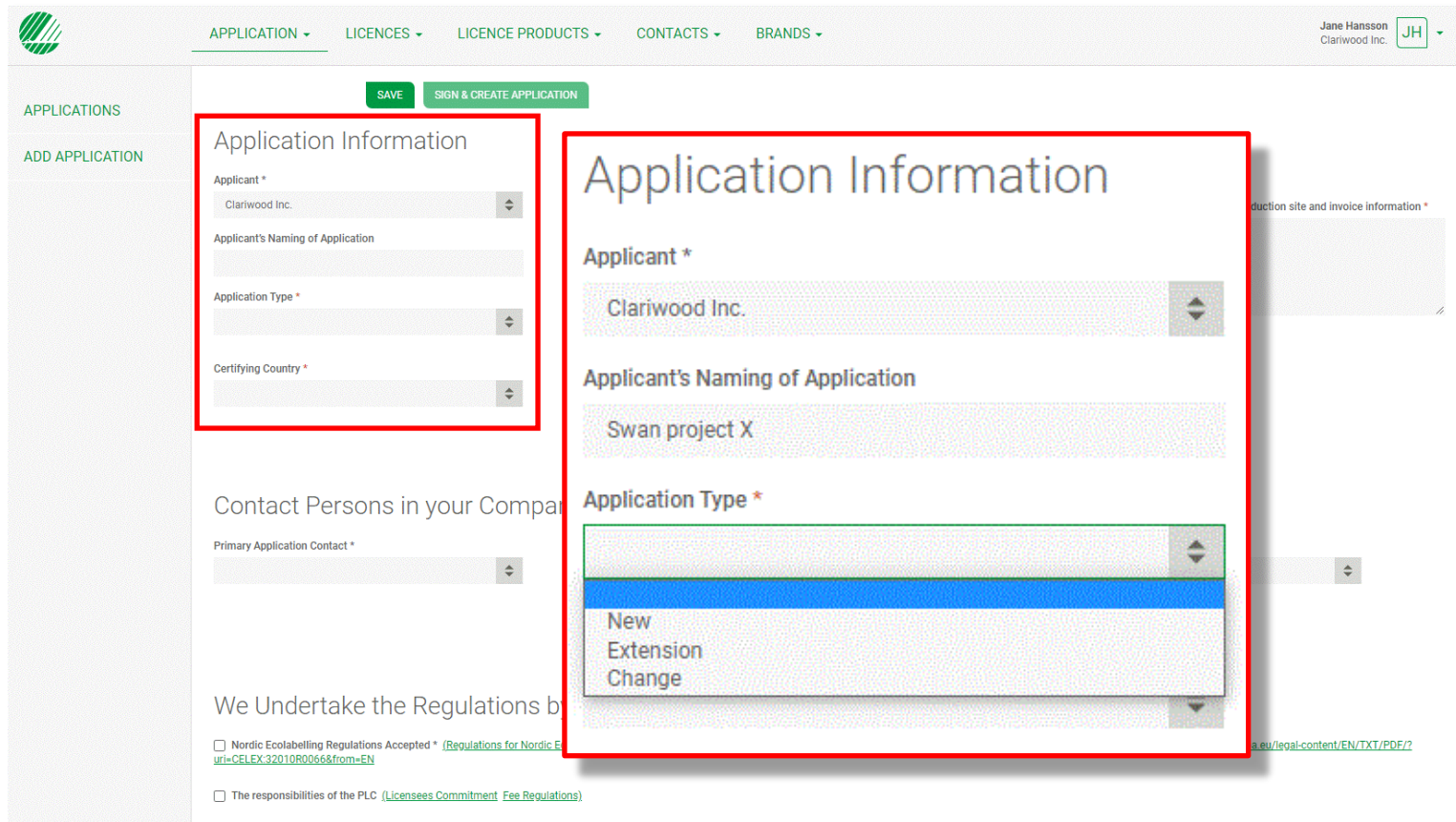
Vill du skapa en ändringsförfrågan så väljer du **Extension** eller **Change** i listan **Application Type**.

Välj den licens du vill ändra från listrutan.

Använd **Applicant's description** för att beskriva vilka förlängningar, eller andra ändringar, du tänker göra i din licens. Ange även om det finns någon information vi behöver lägga till på fakturan för ert företag.

Välj sedan kontaktpersoner i ditt företag.

2. Skapa er ansökan om licens för Svanenmärkning.



The screenshot shows a web application interface for creating a license application. The top navigation bar includes 'APPLICATION', 'LICENCES', 'LICENCE PRODUCTS', 'CONTACTS', and 'BRANDS'. The user is logged in as Jane Hansson, Clariwood Inc. (JH). The main form is titled 'Application Information' and contains several fields:

- Applicant ***: Clariwood Inc.
- Applicant's Naming of Application**: Swan project X
- Application Type ***: A dropdown menu is open, showing options: 'New' (highlighted in blue), 'Extension', and 'Change'.
- Certifying Country ***: (Empty)
- Contact Persons in your Company**: Primary Application Contact (Empty)

At the bottom, there are checkboxes for 'Nordic Ecolabelling Regulations Accepted' and 'The responsibilities of the PLC'.

När du väljer **New** i listrutan **Application Type** visas nya listrutor där du ska göra olika val.

Börja med att föreslå det **Certifying Country** som du vill ska hantera din ansökan.

2. Skapa er ansökan om licens för Svanenmärkning.

The screenshot shows the 'Application Information' form. The 'Ecolabel Type *' dropdown is set to 'Nordic Swan Ecolabel'. The 'Product Group Category' dropdown is set to 'Goods'. The 'Criteria Group *' dropdown is open, showing a list of categories with '031 Furniture and fitments' selected. The 'Criteria Group and Generation *' dropdown is set to '031 Furniture and fitments 5'. The form also includes fields for 'Primary Licence Contact *', 'Marketing Contact', 'Finance Contact (Turnover Reporting)', and 'Estimated Annual Turnover or AUM Licence' for DK, IS, FI, and outside the Nordics.

APPLICATION | LICENCES | LICENCE PRODUCTS | CONTACTS | BRANDS | Jane Hansson Clariwood Inc. JH

APPLICATIONS | ADD APPLICATION | Application Information | SAVE | SIGN & CREATE APPLICATION

Ecolabel Type *
Nordic Swan Ecolabel

Product Group Category
Goods

Criteria Group *
001 Primary batteries
005 Tissue paper
008 Remanufactured OEM Toner Cartridges
010 Construction and facade panels, and mouldings
013 Car, boat and train care products
015 Imaging equipment
017 Dishwasher detergents and rinse aids
019 Compost bins
023 Sanitary Products
025 Hand Dishwashing Detergents
026 Cleaning products
029 Floor coverings
030 Rechargeable batteries and portable chargers
031 Furniture and fitments
039 Manufacturing of textiles, hides/skins and leather
044 Copy and printing paper
047 Disposables for food
049 Grease-proof Paper
057 Office and hobby supplies
062 Windows and exterior doors

Ecolabel Type *
Nordic Swan Ecolabel

Product Group Category
Goods

Criteria Group *
031 Furniture and fitments

Criteria Group and Generation *
031 Furniture and fitments 5

Applicant's description of application, production site and invoice information *

Primary Licence Contact * | Marketing Contact

Finance Contact (Turnover Reporting)

Estimated Annual Turnover or AUM Licence (DK) | Estimated Annual Turnover or AUM Licence (IS)
Estimated Annual Turnover or AUM Licence (FI) | Estimated Annual Turnover or AUM Licence (Outside the Nordics)

Välj **Nordic Swan Ecolabel** i listrutan **Ecolabel Type** .

Välj **Goods** i listrutan **Category**.

Välj sedan **Criteria Group**, t.ex. 031 Furniture and fitments.

2. Skapa er ansökan om licens för Svanenmärkning.

The screenshot shows a web application interface for creating a license application. The top navigation bar includes 'APPLICATION', 'LICENCES', 'LICENCE PRODUCTS', 'CONTACTS', and 'BRANDS'. The user is identified as 'Jane Hansson' from 'Clariwood Inc.'. The main form is titled 'Application Information' and contains several fields:

- Applicant *:** Clariwood Inc.
- Ecolabel Type *:** Nordic Swan Ecolabel
- Applicant's Naming of Application:** (empty)
- Product Group Category:** Goods
- Application Type *:** New
- Criteria Group *:** 031 Furniture and fittings
- Applicant's description of application, production site and invoice information *:** (highlighted with a red box) Armchairs with different fabrics and 3 settings of legs. Stora Kopparberget 10, 12345 Helsinki. Xxx xxx. Yyy yyy.
- Primary Application Contact *:** (empty)
- Primary Licence Contact *:** (empty)
- Marketing Contact:** (empty)
- Finance Contact (Turnover Reporting):** (empty)
- Estimated Annual Turnover for Goods/Services/products or AUM for Investment funds included in the Application:** (empty)
- Currency *:** (empty)
- Estimated Annual Turnover or AUM Licence (DK):** (empty)
- Estimated Annual Turnover or AUM Licence (IS):** (empty)
- Estimated Annual Turnover or AUM Licens (SE):** (empty)
- Estimated Annual Turnover or AUM Licence (FI):** (empty)
- Estimated Annual Turnover or AUM Licence (Outside the Nordics):** (empty)

Använd textfältet **Applicant's description** för att beskriva er ansökan.

Ange produktionsplatsens namn.

Ange även om det finns någon information vi behöver lägga till på fakturan för ert företag.

2. Skapa er ansökan om licens för Svanenmärkning.

The screenshot shows a web application interface for creating a license application. The top navigation bar includes 'APPLICATION', 'LICENCES', 'LICENCE PRODUCTS', 'CONTACTS', and 'BRANDS'. The 'CONTACTS' and 'BRANDS' menus are highlighted with red boxes. A dropdown menu for 'CONTACTS' is open, showing 'VIEW COMPANY CONTACTS' and 'ADD CONTACTS' options. The main form area is titled 'Application Information' and includes fields for 'Applicant *' (Clariwood Inc.), 'Applicant's Naming of Application', 'Application Type *', and 'Certifying Country *'. Below this is a section titled 'Contact Persons in your Company' with dropdown menus for 'Primary Application Contact *', 'Primary Licence Contact *', 'Marketing Contact', and 'Finance Contact (Turnover Reporting)'. At the bottom, there are checkboxes for 'Nordic Ecolabelling Regulations Accepted *' and 'The responsibilities of the PLC'.

Välj en **Primary Application Contact** som ansvarig kontakt för den här ansökan.

Välj sedan en **Primary Licence Contact**. Det kan vara samma person eller någon som ansvarar för alla licenser på ert företags konto.

Om en kontaktperson från ditt företag saknas i listan väljer du **Contacts** i den övre menyn och sedan **Add contacts**.

2. Skapa er ansökan om licens för Svanenmärkning.

The screenshot shows a web application interface for creating a license application. The top navigation bar includes 'APPLICATION', 'LICENCES', 'LICENCE PRODUCTS', 'CONTACTS', and 'BRANDS'. The user is logged in as 'Jane Hansson Clarivood Inc.' with initials 'JH'. The main form is titled 'Application Information' and includes fields for 'Applicant *' (Clariwood Inc.), 'Applicant's Naming of Application', 'Application Type *', and 'Certifying Country *'. A large text area is provided for 'Applicant's description of application, production site and invoice information *'. Below this, the 'Contact Persons in your Company' section has dropdown menus for 'Primary Application Contact *', 'Primary Licence Contact *', 'Marketing Contact', and 'Finance Contact (Turnover Reporting)'. A red box highlights the 'Marketing Contact' and 'Finance Contact' fields. At the bottom, there are checkboxes for 'Nordic Ecolabelling Regulations Accepted *' and 'The responsibilities of the PLC'.

Välj en **Marketing Contact**, som ansvarar för er användning av Svanenmärket när ni har fått en licens för Svanenmärkning.

Välj en **Finance Contact**, som ansvarar för att årligen rapportera verksamhetens omsättning.

2. Skapa er ansökan om licens för Svanenmärkning.

Contact Persons in your Company

Primary Application Contact *
Jane Hansson

Primary Licence Contact *
Jane Hansson

Marketing Contact
Jane Hansson

Finance Contact (Turnover Reporting)
Jane Hansson

Estimated Annual Turnover for Goods/Services/products or AUM for Investment funds included in the Application

Currency *	Estimated Annual Turnover or AUM Licence (DK)	Estimated Annual Turnover or AUM Licence (IS)
EUR	18.000.000	150.000
Estimated Annual Turnover or AUM Licenses (SE)	Estimated Annual Turnover or AUM Licence (FI)	Estimated Annual Turnover or AUM Licence (Outside the Nordics)
45.000.000	25.000.000	0
Estimated Annual Turnover or AUM Licence (NO)		
20.000.000		

SAVE SIGN & CREATE APPLICATION

All times (UTC+01:00) Brussels, Copenhagen, Madrid, Paris unless otherwise noted
© 2022 Nordic Ecolabelling, All Rights Reserved®
4.3.0.1

Klicka på **Currency** för att informera oss om vilken valuta ni vill att vi ska använda vid fakturering.

Ange företagets uppskattade årsomsättning för de produkter som ingår i er ansökan utan att använda punkt, mellanslag eller kommatecken.

Uppskatta årsomsättning för varje vald nationell marknad i Norden. Och för alla marknader utanför Norden där produkterna kommer att säljas.

2. Skapa er ansökan om licens för Svanenmärkning.

Name	Type	Application Product Status	Licence Nr.	Criteria Group & Generation	Trade Name (SE)	Trade Name (NO)	Trade Name (DK)	Trade Name (FI)	Trade Name (IS)	Trade Name (OTN)	Valid From	Valid To
No records are available in this view												

Contact Persons in your Company

Primary Application Contact *	Primary Licence Contact *	Marketing Contact
Jane Hansson	Jane Hansson	Jane Hansson
	Finance Contact (Turnover Reporting)	
	Jane Hansson	

Estimated Annual Turnover for Goods/Services/products or AUM for Investment funds included in the Application

Currency *	Estimated Annual Turnover or AUM Licence (DK)	Estimated Annual Turnover or AUM Licence (IS)
EUR	5000000	15500
Estimated Annual Turnover or AUM Licence (SE)	Estimated Annual Turnover or AUM Licence (FI)	Estimated Annual Turnover or AUM Licence (Outside the Nordics)
3500000	5000000	0
Estimated Annual Turnover or AUM Licence (NO)		
250000		

We Undertake the Regulations by Creating this Request of Application

- Nordic Ecolabelling Regulations Accepted * ([Regulations for Nordic Ecolabelling of Products](#)) OR Regulation (EC) No 66/2010 of the European Parliament and of the Council of 25 November 2009 <https://eur-lex.europa.eu/legal-content/EN/TXT/PDF/?uri=CELEX:32010R0066&from=EN>
- The responsibilities of the PLC ([Licensees Commitment](#) [Fee Regulations](#))

Läs noga igenom **Regulations**.

Kryssa sedan i rutorna för att bekräfta att ditt företag godkänner och uppfyller dem.

Knappen **Sign & create application** blir mörkgrön och aktiveras när rutan är bockad.

Klicka på **Sign & create application** för att fortsätta.

2. Skapa er ansökan om licens för Svanenmärkning.

The screenshot shows a web application interface for creating a license application. At the top, there is a navigation bar with menu items: APPLICATION, LICENCES, LICENCE PRODUCTS, CONTACTS, and BRANDS. The user is identified as Jane Hansson, Clarifwood Inc., with initials JH. A success message at the top left states "Record created successfully." and a green "SAVE" button is visible. The main form is titled "Application Information" and contains several fields:

- Applicant: Clarifwood Inc.
- Applicant's Naming of Application: Swan project A
- Application Type: New
- Certifying Country: SWEDEN
- Ecolabel Type: Nordic Swan Ecolabel
- Product Group Category: Goods
- Criteria Group: 062 Windows and exterior doors
- Criteria Group and Generation: 062 Windows and exterior doors 4
- ID Number: 30774
- Application Status: New
- Applicant's description of application, production site and invoice information: New Front door

Below the form is the "Application Products" section, which is currently empty. A table header is visible with columns: Name, Type, Application Product Status, Licence Nr., Criteria Group & Generation, Trade Name (SE), Trade Name (NO), Trade Name (DK), Trade Name (FI), Trade Name (IS), Trade Name (OtN), Valid From, Valid To. A green "ADD" button is highlighted with a red box. At the bottom, the "Contact Persons in your Company" section shows dropdown menus for Primary Application Contact, Primary Licence Contact, Marketing Contact, and Finance Contact, all set to Jane Hansson.

Nu skapas en ansökningsförfrågan med ett **Application ID number** och en **Application status**.

Ansökan skickas till Nordisk Miljömärkning och ansökningsavgiften faktureras.

Klicka på **Add** för att fortsätta.

Ansökningsprocessen

Så skapar du en ansökan och dokumenterar att ni klarar de krav som ger licens för Svanenmärkning.

1. Logga in och ändra ditt lösenord.
2. Skapa er ansökan om licens för Svanenmärkning
3. Dokumentera att ni klarar kraven.
4. Skicka in er ansökan.

3. Dokumentera att ni klarar kraven.

The screenshot shows a web application interface. A modal dialog box titled 'Add' is open, displaying 'Product Information'. The dialog has two radio buttons for 'Add Application Product': 'New' (selected) and 'Existing'. Below this are several dropdown menus: 'Type *' (with 'Window' selected), 'Application Product Status' (with 'New' selected), 'Brand', and 'Production Site' (with 'Clariwood Inc.' selected). A 'Product Name *' text input field is also present. At the bottom of the dialog are 'CANCEL' and 'SAVE' buttons. The background interface includes a sidebar with 'APPLICATIONS' and 'ADD APPLICATION', a main area with 'Application Products' (showing a table with columns like Name, Type, Application Product Status, etc.) and 'Contact Persons in your Company' (with fields for Primary Application Contact, Primary Licence Contact, and Marketing Contact).

Lägg till **Product Name** och välj produktkategori i listrutan **Type**.
Använd rullningslistan för att fylla i vilka marknader och länder ni tänker sälja till och produktens handelsnamn.

3. Dokumentera att ni klarar kraven.

Product Information

Add Application Product

New

Existing

Type *

Window

Application Product Status

New

Brand

Production Site

Clariwood Inc.

Intended Target Market(s) for Product

Consumer

Professional

Not available for sale in the open market

Target Market Countries and Trade Names

Country	Trade Name	Valid From	Valid To
Sweden			
Denmark			
Norway			
Finland			
Iceland			
Outside the Nordic			

ADD

Marketing Contact

Jane Hansson

Välj den, eller de, **Target Market(s)** som ni tanker sälja produkten till.

Ange i vilka nordiska länder ni tanker sälja produkten och verifiera handelsnamnet för varje land.

Ange om du har för avsikt att sälja produkten utanför Norden och verifiera det allmänna handelsnamnet.

Verifiera handelsnamnet på engelska.

Klicka på **Save** för att fortsätta.

Ansökningsprocessen

Så skapar du en ansökan och dokumenterar att ni klarar de krav som ger licens för Svanenmärkning.

1.

Logga in och
ändra ditt
lösenord.

2.

Skapa er ansökan
om licens för
Svanenmärkning

3.

Dokumentera att ni
klarar kraven.

4.

Skicka in
er ansökan.

4. Skicka in er ansökan.

PRODUCTS DOCUMENT LIBRARY MESSAGES

Jane Hansson
Clariwood Inc. JH x

APPLICATION INFORMATION

ID Number 29879
Company Name Clariwood Inc.
Name Swan project X
Type New
Status In progress by applicant
Requirements & Generation 031 Furniture and fitments 5
Submission Date
Last Updated 09-Jun-2022
Description
Armchairs with different fabrics and 3 settings of legs.
Stora Kopparberget 10, 12345 Helsinki
Xxx xxx
Yyy yyy

Products

PLEASE CANCEL **SUBMIT FOR EVALUATION**

ADD PRODUCT Advanced mode English SEARCH

Name	Type	Date Modified	Status
Copy - Copy - Tranquil	Arm chair	09/6/2022 16:20	In progress by applicant
Tranquil	Arm chair	09/6/2022 16:13	In progress by applicant
Tranquil	Arm chair	09/6/2022 14:37	In progress by applicant
Copy - Tranquil	Arm chair		
Copy - Copy - Copy - Tranquil	Arm chair		
Copy - Tranquil	Arm chair		
Copy - Copy - Copy - Tranquil	Arm chair		
Copy - Copy - Tranquil	Arm chair		

10 rows per page 1 of 1 Next

Ändra status för varje produkt från **In progress by applicant** till **Ready for evaluation**.

Klicka på **Submit for evaluation** för att meddela Nordisk Miljömärkning att din ansökan är klar för en **Evaluator** att arbeta med.



Publicerad av

Nordisk Miljömärkning

BOX 38114

SE-100 64 Stockholm

Tel: +46 8 55 55 24 00

[E-post](#)

www.nordic-swan-ecolabel.org

Copyright © Nordic Ecolabelling 2022

Bildmaterial: Unsplash